



Part Number

TOL-30aUGdCAa-G6D/TOL-30aUBdCAa-B8H

Features

1. Superior brightness with InGaN technology
2. Excellent spatial performance
3. Reliability confirmed by life tests in the lab and field operation
4. High ESD withstanding capacity
5. RoHS compliant and lead free process applicable

Absolute Maximum Rating

Part Number	Pd	If	I _{fp} *1	Vr	Top	Tstg	Tsol*2
	mW	mA	mA	V	°C	°C	°C/Sec
TOL-30aUGdCAa-G6D	105	20	100 *1	-5	-35~+85	-35~+105	260/10
TOL-30aUBdCAa-B8H	105	20					

*1.Condition for IFP is pulse of 1 / 10 duty and 0.1 m sec width.

Electro-optical characteristics

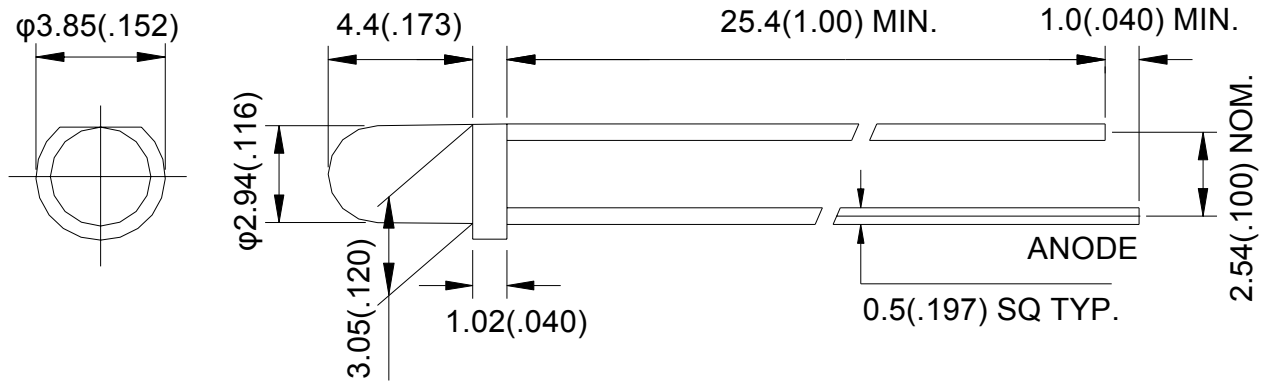
Part Number	Dice Technical	Emitting color	Test Condition	Vf(V)		λ d (nm)	Iv(mcd)		2θ _{1/2}
			I _f (mA)	Typ	Max	Typ	Min	Typ	
TOL-30aUGdCAa-G6D	Pure Green	InGaN	20	3.5	4.0	525	5000	10200	18
TOL-30aUBdCAa-B8H	Blue	InGaN	20	3.5	4.0	470	1500	3000	18

*Luminous Intensity measurement allowance is ±15%.

*Wave length: the typical accuracy is ±2nm.



Outline Dimensions

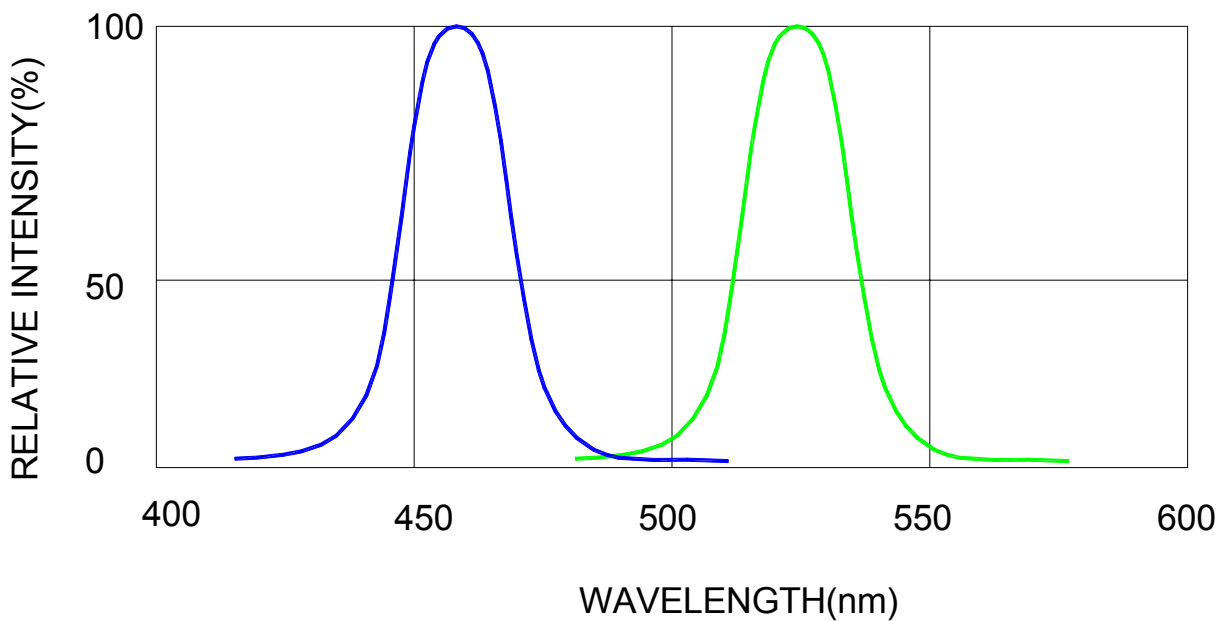


Note:

1. All dimensions are in millimeters.
2. Tolerance is ± 0.1 mm unless otherwise noted.

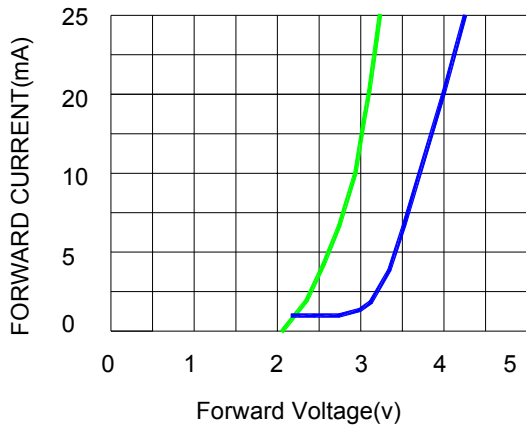
Typical Electrical / Optical Characteristics Curves

RELATIVE INTENSITY vs WAVELENGTH

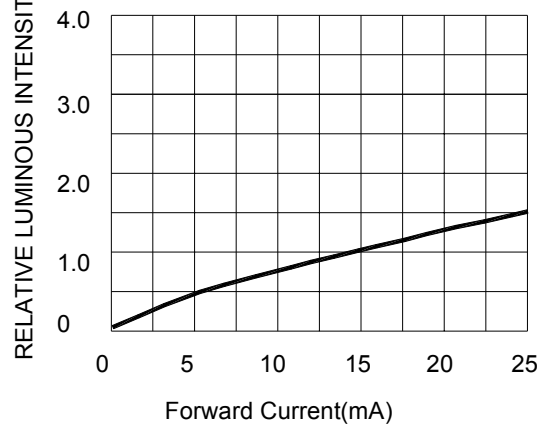




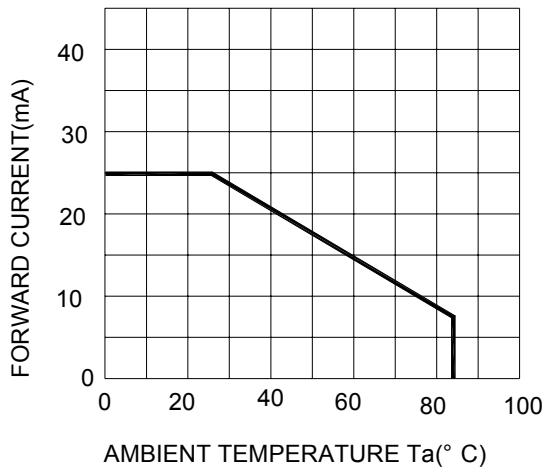
FORWARD CURRENT vs FORWARD VOLTAGE



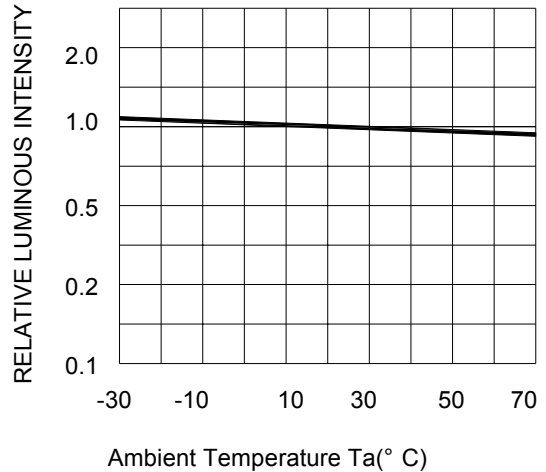
FORWARD CURRENT vs LUMINOUS INTENSITY



FORWARD CURRENT vs DERATING CURVE



LUMINOUS INTENSITY vs AMBIENT TEMPERATURE



LUMINOUS INTENSITY vs RADIATION ANGLE

